

# Functional Replacement Pilots

## IMPORTANT

1. Always include complete heater model and serial number so that any specification change can be considered for parts shipment. It can save time and expense.
2. Specifications are subject to change without notice.
3. We reserve the right to substitute functional replacements.
4. Order either by Kit or Component Part No.

## Quick Reference Replacement Pilot Kit Selection Table

(Refer to **FIGURES 1 - 11**, pages 1 - 4, for illustrations and component part numbers)

Type of Heater	Model Designation* / Sizes	Match Lit Pilot Kits			Spark Pilot Kits**		
		Natural	Propane	FIGURE	Natural	Propane	FIGURE
Infrared	T, TR-H 50	---	---	---	110854	110854	2
	T, TR-H 75 - 200	---	---	---	110853	110853	2
Unit Heaters	F, B 25 - 400	110851	110852	1	110853	110854	2
	FE, BE 25 - 400	---	---	---	110853	110854	2
	UA, XL, XLB, CXL, CXLB 30 - 105	110855	110856	3	110857	110858	4
	XL, XLB, CXL, CXLB 125 - 400	110859	110860	5	110861	110862	6
	EEXL, EEXLB, CEEXL, CEEXLB 30 - 105	---	---	---	110857	110858	4
	EEXL, EEXLB, CEEXL, CEEXLB 125 - 400	---	---	---	110861	110862	6
	SCA, SCB prior to Series 6	---	---	---	110861	110862	6
	SCA, SCB Series 6	---	---	---	131457	131458	7
Duct Furnaces & Packaged Systems (Also applies to Models with prefix "H")	EEDU, HEEDU Series 6	---	---	---	110853	110854	2
	EEDU, HEEDU prior to Series 6	---	---	---	110861	110862	6
	X, XA, XB, XC, XD, XE, XG, XJ, PAK, DFAH prior to 9/73	110863	---	8	---	---	---
	X, XA, XB, XC, XD, XE, XG, XJ, PAK, DFAH, CX, CXE, CPAK beginning 9/73	110859	110860	5	110861	110862	6
	SC, SCE Series 6	---	---	---	131457	131458	7
	RX, REB, RXE, RXJ, CRX, CREB, CRXE, RPAK, CRPAK, SC, SCE, SCJ prior to Series 6	---	---	---	---	---	---
	RPV, PRVE, RPBE, RPVAK, CRPV, CRPVE, CRPBE, CRPVAK Series 6	---	---	---	110861	110862	6
	RG, CRG, RP, CRP, RGB, CRGB, RPB, CRPB, RGBL, CRGBL, RPBL, CRPBL, SSCBL	---	---	---	---	---	---
RPV, RPBE, RPVE, RPVAK, RPVJ, CRPV, CRPBE, CRPVE, CRPVAK prior to Series 6	---	---	---	110865	110866	9	
Heating / Cooling	RCG7-1/2, 10 TON	---	---	---	110865	110866	9
	RCG2 - 5 ton - with vertical pilot	---	---	---	110867	110868	10
	ton - with horizontal pilot	---	---	---	110861	110862	6
Direct Fired	ADF, ADFH with hot surface ignition	---	---	---	120048	120048	11
	- with spark ignition and flame probe	---	---	---	110869	110869	11
	RDF - with spark ignition and ultraviolet sensor	---	---	---	110918	110918	11
	- with hot surface ignition	---	---	---	120048	120048	11
	DV with hot surface ignition	---	---	---	120048	120048	11
DFA with hot surface ignition	---	---	---	120048	120048	11	


\* If the replacement pilot changes with the introduction of a Model Series, the Series is indicated in the Selection Table. The Series indicator is on the heater rating plate; it is the suffix number on the Model Size (Ex: SC400-6; "6" is the Series).

\*\* Spark pilot kits for all indirect-fired products are for use with Model G60, G65, G67 or G770 ignition controllers only. Pilot is not available for other spark ignition systems used on indirect-fired products.

## Pilot Kits and Components

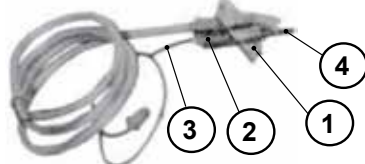
FIGURE 1 Vertical Match-Lit Pilot for Models F&B	Replacement Pilot Kits		Natural Gas - PN 110851 Propane Gas - PN 110852
	Code	PN	Component Description
	1	96360	Natural Gas Pilot Assembly with orifice, pilot tubing & thermocouple; less fitting (Johnson #J994HKA-9731-715)
		96361	Propane Gas Pilot Assembly with orifice, pilot tubing & thermocouple; less fitting (Johnson #J994HKA-9733-410)
	2	103034	Natural Gas Orifice only (Johnson #9731-715 (brass))
		98695	Propane Gas Orifice only (Johnson #9733-410 (black))
	3	98698	Pilot Tubing, 1/8"O.D. x 18"lg (Johnson #B10499-995-11)
		97572	Compression Fitting, FTG75 (2 req'd when replacing pilot tubing)
	4	84761	Thermocouple, 24", #K15FA - 24D

**FIGURE 2**  
Vertical Spark Pilot for Unit Heater  
Models F/FE/B/BE, Infrared Models  
TR/TR-H & Duct Furnace Models  
EEDU/HEEDU Series 6



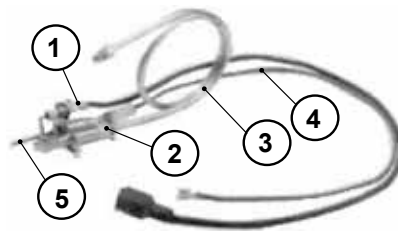
Replacement Pilot Kits		Models F/FE/B/BE	Natural Gas - PN 110853; Propane Gas - PN 110854	
		Model TR 50	Natural Gas - PN 110854; Propane Gas - PN 110854	
		Models TR 75-200	Natural Gas - PN 110853; Propane Gas - PN 110853	
		Models (H)EEDU Series 6	Natural Gas - PN 110853; Propane Gas - PN 110854	
Code	PN	Application	Gas	Component Description
1	97534	F/FE/B/BE & (H)EEDU Series 6	Natural	Pilot Assembly with orifice, pilot tubing & flame rod; less flame sensor lead & fitting (Johnson #J982HKW-9731-713)
		TR 75 - 200	Natural & Propane	
	97535	F/FE/B/BE & (H)EEDU Series 6	Propane	Pilot Assembly with orifice, pilot tubing & flame rod; less flame sensor lead & fitting (Johnson #J982HKW-9731-713)
		TR 50	Natural & Propane	
2	103034	F/FE/B/BE & (H)EEDU Series 6	Natural	Orifice only (Johnson #9731-713 - brass)
		TR 75 - 200	Natural & Propane	
	98695	F/FE/B/BE & (H)EEDU Series 6	Propane	Orifice only (Johnson #9733-410 - black)
		TR 50	Natural & Propane	
3	98698	F/FE/B/BE/TR & (H)EEDU Series 6	Natural & Propane	Pilot Tubing, 1/8" O.D. x 18"lg (Johnson #B10499-99-11)
				Compression Fitting, FTG75 (2 req'd when replacing pilot tubing)
4	98697			Flame Rod (Johnson #Y75AA-10)
5	97575			Flame Sensor Lead, 21"lg

**FIGURE 3**  
Horizontal Match Lit Pilot for Models UA, XL, XLB, CXL, CXLB 30 - 105



Replacement Pilot Kits		Natural Gas - PN 110855 Propane Gas - PN 110856
Code	PN	Component Description
1	40964	Natural Gas Pilot Assembly with orifice, less pilot tubing & thermocouple (Baso #J999HKA4213)
	40420	Propane Gas Pilot Assembly with orifice, less pilot tubing & thermocouple; (Baso #J999HKA4207)
2	40966	Natural Gas Orifice only (#4213)
	40965	Propane Gas Orifice only (#4207)
3	5145	Pilot Tubing, 22"lg
	9664	Nut with breakaway ferrule (2 req'd when replacing pilot tubing)
4	84761	Thermocouple TC2, 24"lg

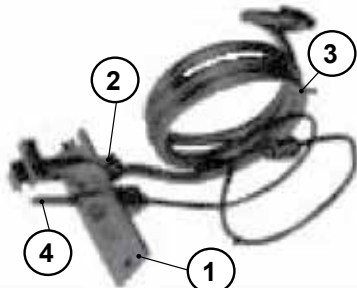
**FIGURE 4**  
Horizontal Spark Pilot for Models EEXL, EEXLB, CEELX, CEEXLB 30-105. May also be used on XL, XLB, CXL, CXLB when equipped with G60, G65 or G67 ignition controller (with or without Serial No Suffix "B")



Replacement Pilot Kits		Natural Gas - PN 110857 Propane Gas - PN 110858
Code	PN	Component Description
1	93971	Natural Gas Pilot Assembly with orifice & high tension lead, less pilot tubing & flame prove (Baso #J983HKW7715)
	93972	Propane Gas Pilot Assembly with orifice & high tension lead, less pilot tubing & flame probe; (Baso #J983HKW4709)
2	93973	Natural Gas Orifice only (#7715)
	93974	Propane Gas Orifice only (#4709)
3	5145	Pilot Tubing, 22"lg
	9664	Nut with breakaway ferrule (2 req'd when replacing pilot tubing)
4	50450	Sensor Lead, 16"lg
5	43594	Flame Probe, Y75BA

Above pilot replaces Baso #J987HKW, natural gas PN 50449 & propane gas PN 51330. Also replaces General Controls #26C27113 with a 16" high tension lead, natural gas pilot PN 64463 & propane gas PN 64464 & General Controls #26C27113 with a 24" high tension lead, natural gas pilot PN 73614 & propane pilot PN 73615.

**FIGURE 5**  
Horizontal Match Lit Pilot - Starting 9/73 for Models X, XA, XB, XC, XD, XE, XG, XJ, PAK, DFAH, HX, HXE, CX, CXE, HCX, HCXE, CPAK; Also XL, XLB, CXL, CXLB 125 - 400



Replacement Pilot Kits		Natural Gas - PN 110859 Propane Gas - PN 110860
Code	PN	Component Description
1	17890	Natural Gas Pilot with orifice, less pilot tubing and thermocouple (Baso #J963HXA6218), for propane units, replace pilot orifice with PN 42089 (Baso #4211)
2	46392	Natural Gas Orifice only (#6218)
	42089	Propane Gas Orifice only (#4211)
3	7671	Pilot Tubing, 26"lg for X Series
	9664	Nut with breakaway ferrule (2 req'd when replacing pilot tubing)
3A	5145	Pilot Tubing 22"lg for XL, XLB, CXL, CXLB 125 - 400
	9664	Nut with breakaway ferrule (2 req'd when replacing pilot tubing)
4	84761	Thermocouple TC2, 24"lg for X Series
4A	84760	Thermocouple TC2, 18"lg for XL, XLB, CXL, CXLB 125 - 400

This pilot may be used in place of GC #26C23114